

## SCIENTIFIC CASE:

### Gravitation: The mass of Jupiter<sup>1</sup>

Team members:

Writer: \_\_\_\_\_

Equipment manager: \_\_\_\_\_

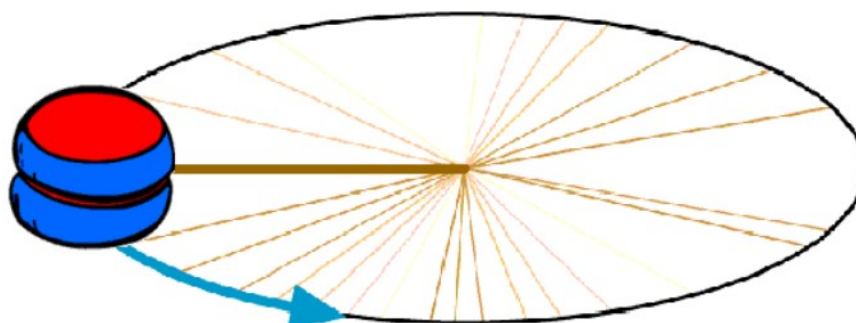
Reader: \_\_\_\_\_

Spokesperson: \_\_\_\_\_

Maths: \_\_\_\_\_

### Context

When a yo-yo rotates horizontally, it describes the following trajectory.:

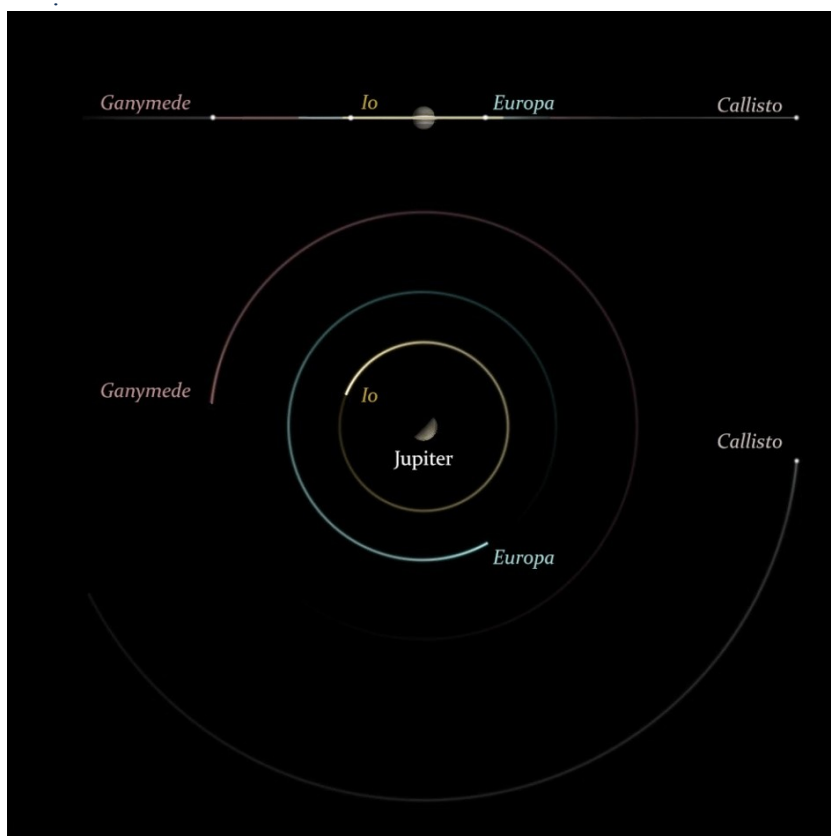


That is, the yo-yo moves with uniform circular motion. (UCM)<sup>2</sup>.

<sup>1</sup> Designed by [Planeta Ciencias](#), in collaboration with the [CESAR](#) team.

<sup>2</sup> In order to go a bit further, we suggest you try a kinematics experiment in class, to make sure the theory complies

Similarly, we can study the planets' motion around the Sun, or that of a moon around its planet<sup>3</sup>.



*Orbits described by Jupiter's moons. Credit: CESAR*

#### More educational resources:

CESAR: <http://www.cosmos.esa.int/web/cesar>

ESA education: <http://sci.esa.int/education/>

<sup>3</sup> with your observations. You'll find it at the end of this document.

3 Even though orbital motion is elliptical, circular motion is a good approximation for our case.

### Scientific case: finding the mass of Jupiter

Galileo Galilei (1564 - 1642) discovered four of Jupiter's moons in 1610, which are commonly referred to as Galilean (or Jovian) moons (or satellites): **Io, Europa, Ganymede, and Callisto**. They are the biggest of this planets' satellites (they can even be seen with binoculars).

Using observational data obtained by Galileo's telescope, our aim is to **study their motion** and **find out the mass of Jupiter**.

- Galileo's observations dramatically contributed to the first great scientific revolution, and the downfall of the Ptolemaic Model (according to which the Earth is the center of the universe), to be replaced by the heliocentric model (the Sun is the center). -

#### Research material

You have access to the following:

- Pencils, paper, rubber, ruler.
- Galileo's first satellite observations.


### Part 1. Orbital period of one of Jupiter's moons


Over the course of several days, Galileo observed and wrote how Jupiter's moons changed position. Below you can see his observations (asterisks represent the moons), in addition to a simulation of how the moons actually looked, so that you can take measurements:

Next page: *Adaptation of Sidereus Nuncius. Galileo Galilei. Images by Ernie Wright*<sup>4</sup>

---

4 <http://www.etwright.org/astro/sidnunj.html>





Color code:

Callisto

Io

Europa

Ganymede

Chose **one** moon and calculate its orbital period

Result:

**- Write the time in International System Units (seconds) -**

## Part 2. Satellite velocity

Because the satellites' motion is approximately uniform circular movement (UCM), we can find the angular velocity  $\omega$  using the following formula:

$$\omega = \frac{2\pi}{T}$$

where  $T$  is the orbital period. The satellite's velocity will then be

$$v = \omega R$$

where  $R$  is the orbit's radius. To find out the actual distance to the satellite we have to:

- Look at the image and find the diameter of the orbit of the satellite that is farthest from Jupiter<sup>5</sup>.
- Look for your moon on the day that it's farthest from Jupiter.
- Relate the diameter with your orbit's radius using the ruler, and finally find out the orbit's radius with a simple proportionality rule.

---

<sup>5</sup> Aunque podemos leer el dato en la imagen anterior, el *caso 4* (ver más adelante) ofrece las pistas para poder calcular esta distancia.

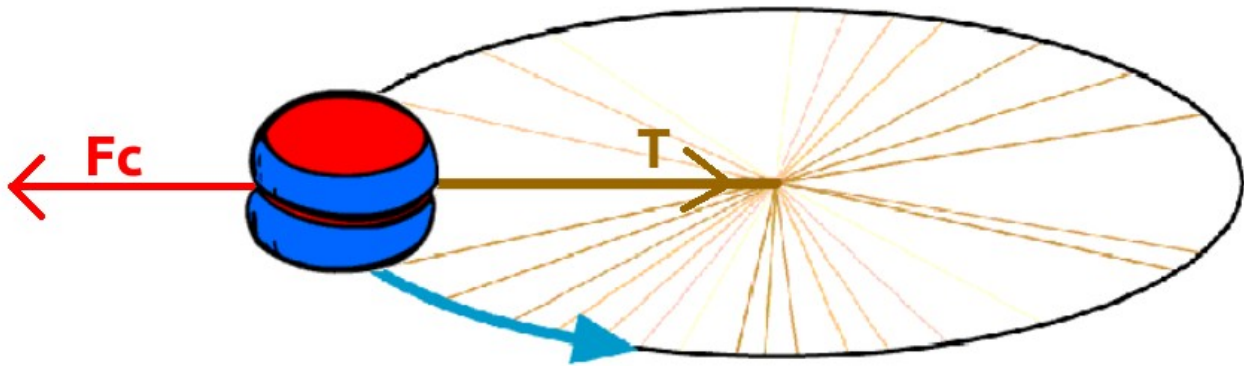
Find out your satellite's velocity.

Result:

**- Use International System units -**

### Part 3. Mass of Jupiter

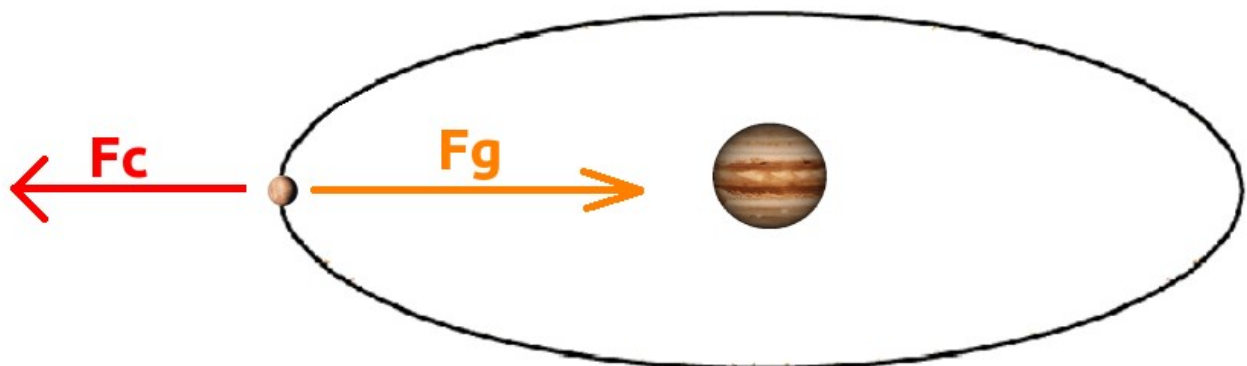
Remember the yo-yo's exercise:



Note that the force or strength experienced by the string is equal to the centrifugal force with which the yo-yo is spinning:

$$T = F_{\text{centrifugal}} \rightarrow F_{\text{centrifugal}} = \frac{mv^2}{R}$$

Similarly, we can imagine the motion of a moon around its planet:



The gravitational force between a planet and its moon is equivalent to the centrifugal force experienced by the moon!



$$F_{\text{centrifugal}} = \frac{M_{\text{Moon}} v_{\text{Moon}}^2}{R_{\text{Jupiter-Moon}}} ; F_{\text{gravitational}} = G \frac{M_{\text{Jupiter}} M_{\text{Moon}}}{R_{\text{Jupiter-Moon}}^2} \rightarrow F_{\text{centrifugal}} = F_{\text{gravitational}}$$

Donde,  $G = 6.67384 \times 10^{-11} \frac{\text{N} \cdot \text{m}^2}{\text{kg}^2}$ .

If we rearrange the terms correctly, we can find out the mass of Jupiter from the known data.

Find out the mass of Jupiter

Result:

**- Use International System Units -**

## Conclusions and new questions

Why can we find out the mass of Jupiter using any of its moons?

Are the formulas valid for any mass? Justify your answer

Is the attraction we feel towards Earth of the same nature as the attraction that exists between celestial objects?

**Further:** What is the relationship between gravity and the cause of ocean tides?

## Case 2: Practical exercise to do in class

<<**Jupiter Icy Moons Explorer (JUICE)** is a special mission proposal by the [European Space Agency](#) (ESA) with the aim of developing a [space probe](#) to study [Jupiter](#) and its moons, especially [Ganymede](#) and [Europa](#). >><sup>6</sup>

Make an educated guess about the orbital radius, velocity and period that JUICE could have in order to orbit around one of these moons. Read up on any sources you wish to get any data you need. You will have to justifiedly decide on the value of one of the three variables (radius, velocity, or period), and calculate the other two.

**Further:** If you are interested, you can go deeper on your study by using possible elliptical orbits. You can find more on satellite orbits here:

[http://www.esa.int/Our\\_Activities/Space\\_Science/Types\\_of\\_orbit](http://www.esa.int/Our_Activities/Space_Science/Types_of_orbit) .

---

<sup>6</sup> Source: [https://en.wikipedia.org/wiki/Jupiter\\_Icy\\_Moon\\_Explorer](https://en.wikipedia.org/wiki/Jupiter_Icy_Moon_Explorer)

### Case 3: Practical kinematics exercise to do in class<sup>7</sup>

Groups of four are recommended.

1. Measure the mass of a small object, like a yo-yo..
2. Tie it to a string of known length, for instance, 0.5 metres.
3. Make it spin horizontally with an easily measurable period, like  $T = 1$  s.

*Calculate:*

a) *Normal acceleration,  $a_n$ ,*

a) *Tension of the string*

*Calculate and measure:*

c) *Distance at which the object falls.*

Compare your results with your theoretical data.

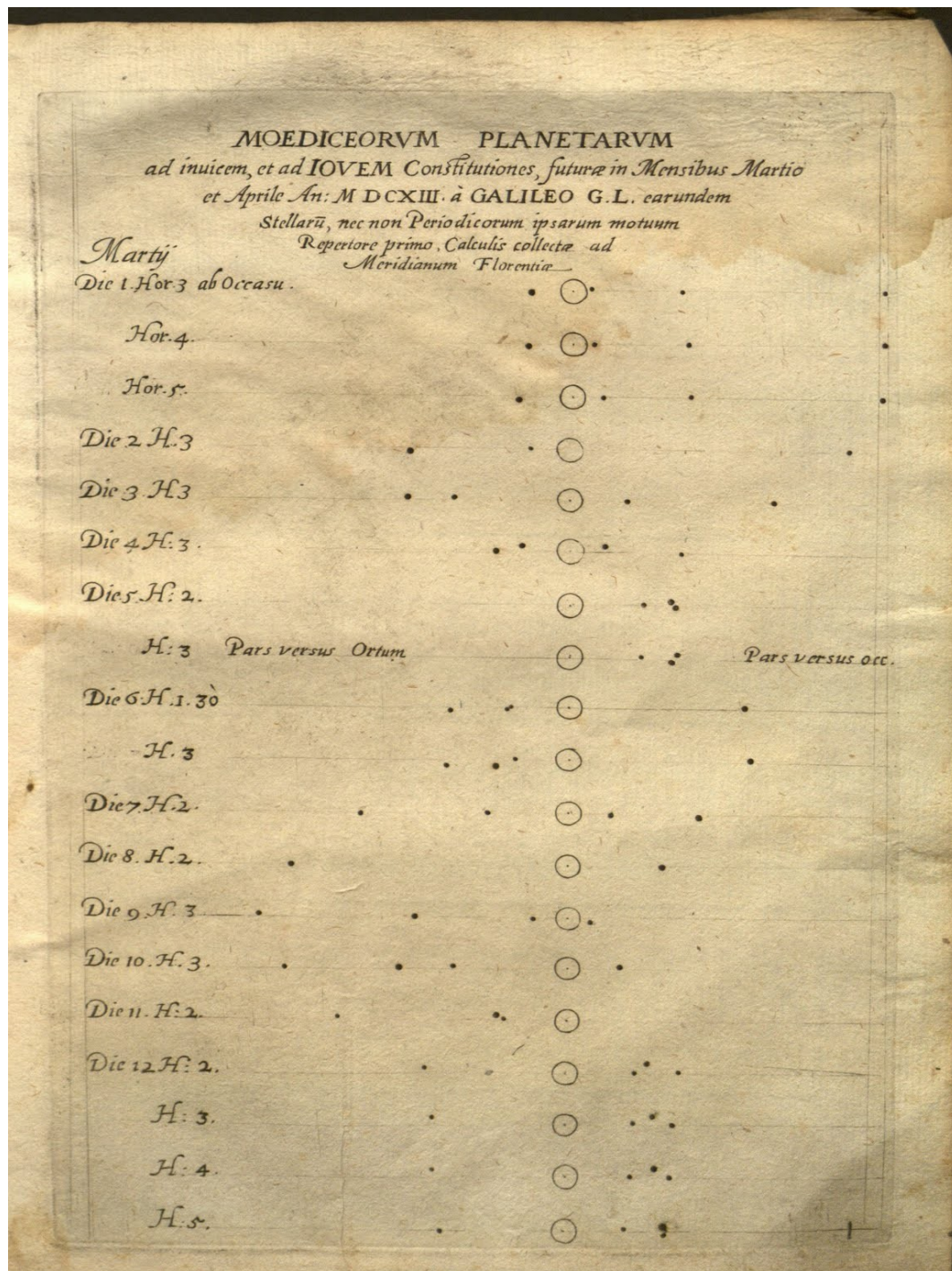
#### Research material:

- Stopwatch.
- Ruler or tape measure.
- Pen and paper.
- Calculator.

---

<sup>7</sup> Exercise about *uniform circular motion* (u.c.m), *projectile motion*, and circular motion dynamics.

First satellite observations by Galileo Galilei.



Extract from *Sidereus Nuncius*, written by Galileo Galilei in 1610.